



Pre-wetting

NH Best Management Practices

PRE-WETTING?

Pre-wetting is the process of coating a solid de-icer with a liquid before it is spread on a roadway.

WHY PRE-WET?

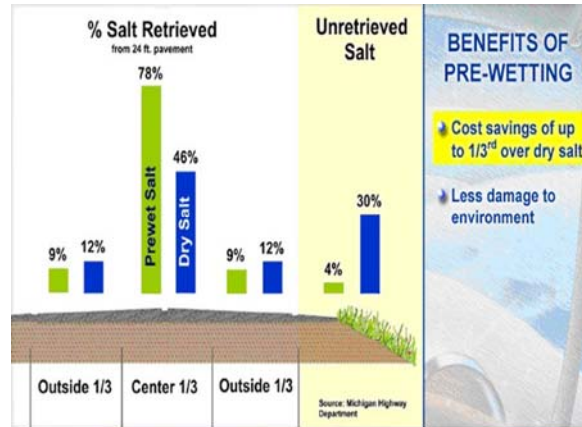
De-icing chemicals must form a brine before they can begin melting ice. Pre-wetting your chemicals accelerates the brine making process, which improves the melting action of the material. Pre-wetting also reduces bounce and scatter of material during spreading, and reduces the total amount of de-icer needed to obtain the desired results.

REDUCED RATES

If you are pre-wetting, don't forget to reduce your application rates accordingly. Reductions in the range of 15-20% are typical.

HOW MUCH LIQUID?

A good rule of thumb is to use 8-10 gallons of pre-wetting liquid for every ton of de-icer. For other chemicals, such as magnesium chloride, consult your supplier for application rates



Pre-wetting Liquids

You have a few options for pre-wetting liquids. The most commonly used is a 23% sodium chloride brine solution. Calcium chloride at 32% solution is also used, as well as Magic Minus Zero™ and other patented products.


Spraying the Pile

This is the easiest and most cost effective way to get started in pre-wetting. The first step is to spread your salt pile on a flat, impermeable surface. Next, spray the salt while it is spread out, and mix it around to ensure adequate and consistent liquid coverage. After the salt is sufficiently covered, re-stack the salt in your storage shed for later use.



Getting Started


Wet the pile! There are two ways to pre-wet your de-icing chemicals. The easiest way to get started with pre-wetting is to spread your salt pile, spray it with pre-wetting liquid, mix it around, and re-pile it. More advanced truck mounted pre-wet systems can be installed on your trucks if you decide to make the investment.



Source: Wisconsin DOT Transportation Bulletin

Truck Mounted Systems

These systems are mounted in the truck bed and coat the de-icer with liquid as it comes off the conveyor/auger onto the spinner. These systems have the benefit of applying liquid only to the material you use as you use it. However, these systems must be installed on every truck that will be used to spread pre-wetted material.



Produced in partnership with:

